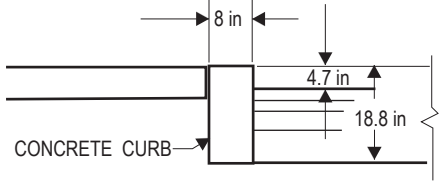
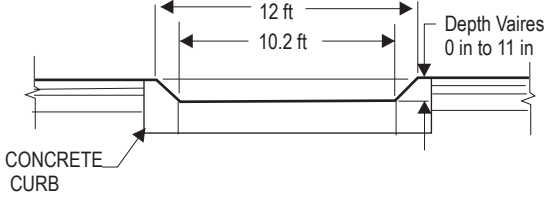


**CUTAWAY VIEWS**

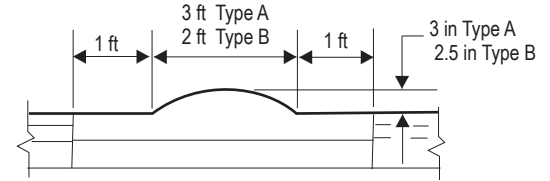
① LONG CURB



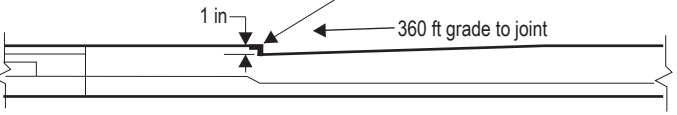
② WATER DRAIN



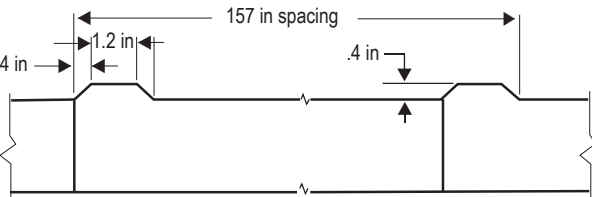
③ SPEED BUMP



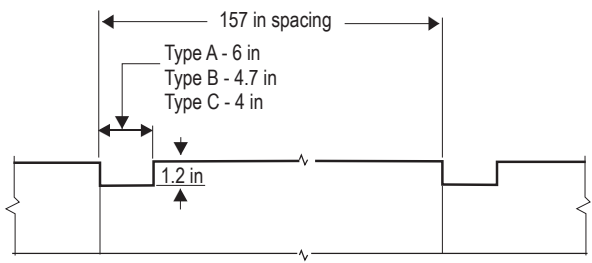
④ ROAD JOINT



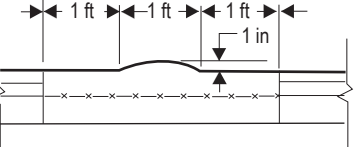
⑤ POSITIVE SHOCKS



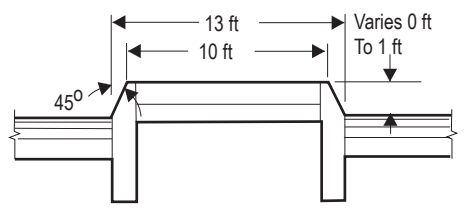
⑥ NEGATIVE SHOCKS



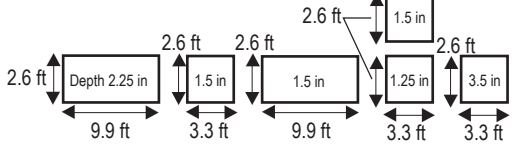
⑦ SMALL BUMP



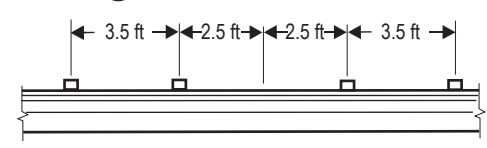
⑧ BIG BUMP



⑨ POTHOLES



⑩ CHIP AND SEAL



Not to Scale  
GVW = 7,000 lbs (3,182 kgs)

**PROFILE ROADS**



TRANSPORTATION RESEARCH CENTER INC.  
EAST LIBERTY, OHIO 43319-0367  
www.trcpg.com F-16 0708